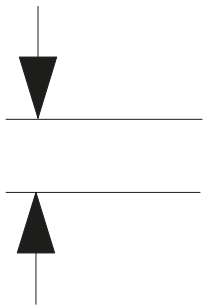

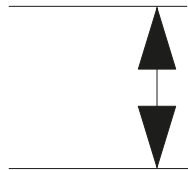


174

A vertical dimension line with two horizontal end caps and a central vertical line with arrowheads pointing outwards. It is positioned to the left of the bowl's top edge.

150

A vertical dimension line with two horizontal end caps and a central vertical line with arrowheads pointing inwards. It is positioned to the right of the bowl, indicating its height.

510

A horizontal dimension line with two vertical end caps and a central horizontal line with arrowheads pointing inwards. It is positioned below the bowl, indicating its length.